




## Editing a Scheduled Payment using Bill Pay via Mobile

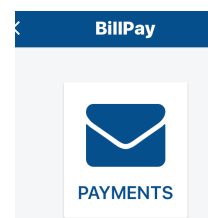
Community Resource FCU offers the convenience of online bill payment. You can pay the bill from your home computer or use the mobile bill payment option to schedule it from your phone while you are on the go. Simply log in to the Mobile App and follow these steps.

1. Choose **Bill Pay** from the main menu.

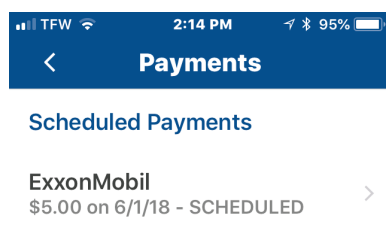
### Services

-  Notifications >
-  Billpay >
-  Remote Control Cards >

2. Click **Payments**.



3. Choose the scheduled payment you would like to edit.



4. You may change the amount you want to pay and the due date. Click **Save Payment**.

\$5.00

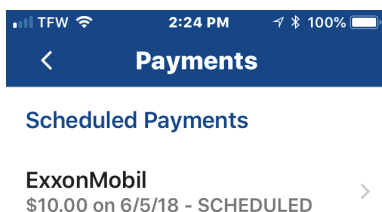
**Due Date**  
6/4/18 >

**Send Date**  
6/4/18

[SAVE PAYMENT](#)

[CANCEL PAYMENT](#)

5. Your payment is now scheduled to be paid with the new information.



If you have any additional questions or trouble accessing your account please contact the Credit Union at (518) 783-2211.

[info@communityresourcefcu.com](mailto:info@communityresourcefcu.com)

518.783.2211

20 Wade Road, Latham NY | 631 Bloomingrove Dr. N. Greenbush, NY

[www.communityresourcefcu.com](http://www.communityresourcefcu.com)

