

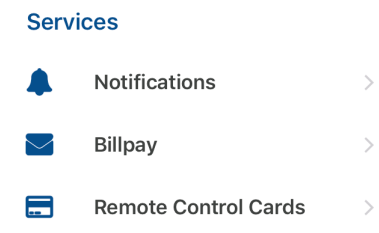
## Cancelling a Scheduled Payment using Bill Pay

Community Resource FCU offers the convenience of online bill payment. You can pay the bill from your home computer or use the mobile bill payment option to schedule it from your phone while you are on the go. Simply log in to your Online Banking account then follow these steps.


1. Tap **Menu** at the bottom of the screen.



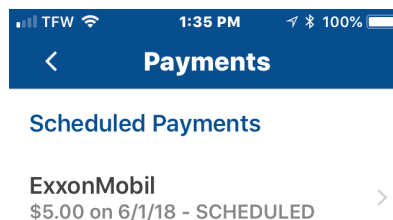
2. Tap **BillPay**.



3. Tap **Payments**.



4. Find the scheduled payment you wish to cancel.



5. Tap **Cancel Payment**.

SAVE PAYMENT

CANCEL PAYMENT

If you have any additional questions or trouble accessing your account please contact the Credit Union at (518) 783-2211.

[info@communityresourcefcu.com](mailto:info@communityresourcefcu.com)

518.783.2211

20 Wade Road, Latham NY | 631 Bloomingrove Dr. N. Greenbush, NY

[www.communityresourcefcu.com](http://www.communityresourcefcu.com)

