






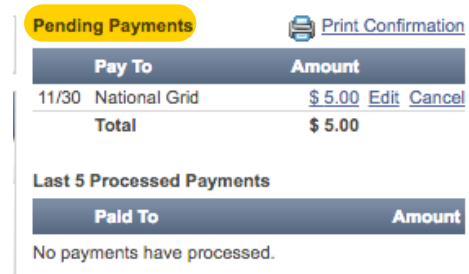
Cancelling a Scheduled Payment using Bill Pay

Community Resource FCU offer the convenience of online bill payment. You can pay the bill from your home computer or use the mobile bill payment option to schedule it from your phone while you are on the go. Simply log in to your home banking account then follow these steps.

1. Choose Bill Pay from the main menu. You will be redirected to Bill Pay portal.
2. On the right side under Pending Payments you will see your scheduled payments.

Services

-  LOAN APPLICATION
-  WITHDRAWAL
-  EALERTS
-  **BILL PAY**
-  SECURE MESSAGING



Pending Payments [Print Confirmation](#)

Pay To	Amount
11/30 National Grid	\$ 5.00 Edit Cancel
Total	\$ 5.00

Last 5 Processed Payments

Paid To	Amount
No payments have processed.	

3. Click on cancel next to the payment you want to cancel.



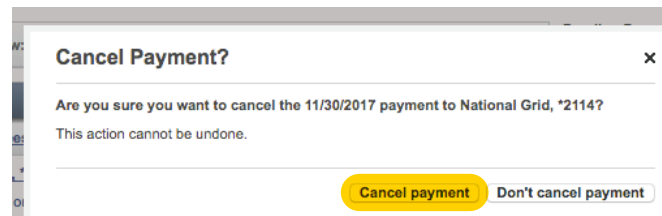
Pending Payments [Print Confirmation](#)

Pay To	Amount
11/30 National Grid	\$ 5.00 Edit Cancel
Total	\$ 5.00

Last 5 Processed Payments

Paid To	Amount
No payments have processed.	

4. You will see a box pop up asking you to confirm the cancellation. Click Cancel Payment

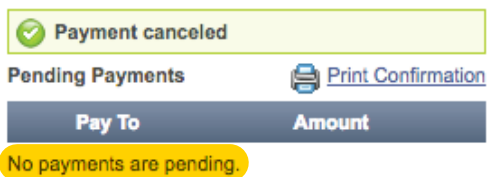



Cancel Payment? ✕

Are you sure you want to cancel the 11/30/2017 payment to National Grid, *2114?
This action cannot be undone.

[Cancel payment](#) [Don't cancel payment](#)

5. You will no longer see a pending payment.



 **Payment canceled**

Pending Payments [Print Confirmation](#)

Pay To	Amount
No payments are pending.	

If you have any additional questions or trouble accessing your account please contact the Credit Union at (518) 783-2211.

info@communityresourcefcu.com

518.783.2211

20 Wade Road, Latham NY | 631 Bloomingrove Dr. N. Greenbush, NY

www.communityresourcefcu.com

