






CRFCUhelp

Editing a Scheduled Payment using Bill Pay

Community Resource FCU offer the convenience of online bill payment. You can pay the bill from your home computer or use the mobile bill payment option to schedule it from your phone while you are on the go. Simply log in to your home banking account then follow these steps.

1. Choose Bill Pay from the main menu. You will be redirected to Bill Pay portal.
2. On the right hand side you will see Pending Payments. Click edit next to the payment you want to edit.

Services

-  LOAN APPLICATION
-  WITHDRAWAL
-  EALERTS
-  **BILL PAY**
-  SECURE MESSAGING

Pending Payments  [Print Confirmation](#)

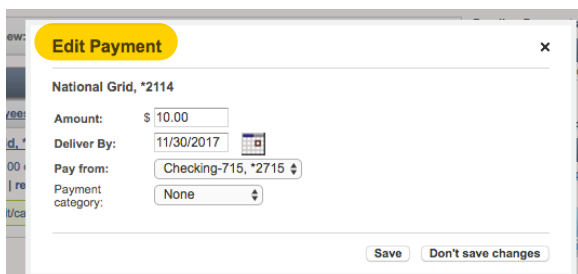
Pay To	Amount
11/30 National Grid	\$ 10.00 Edit Cancel
Total	\$ 10.00

Last 5 Processed Payments

Paid To	Amount
No payments have processed.	

E-bills 

3. You will be on the Edit Payment screen.
4. Make payment amount or due date changes and then click save.



Edit Payment

National Grid, *2114

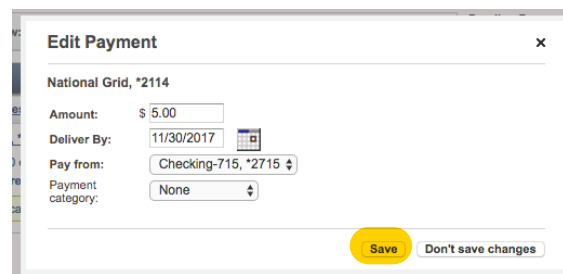
Amount: \$ 10.00

Deliver By: 11/30/2017

Pay from: Checking-715, *2715

Payment category: None

[Save](#) [Don't save changes](#)



Edit Payment

National Grid, *2114

Amount: \$ 5.00

Deliver By: 11/30/2017

Pay from: Checking-715, *2715

Payment category: None

[Save](#) [Don't save changes](#)

If you have any additional questions or trouble accessing your account please contact the Credit Union at (518) 783-2211.

info@communityresourcefcu.com

518.783.2211

20 Wade Road, Latham NY | 631 Bloomingrove Dr. N. Greenbush, NY

www.communityresourcefcu.com

